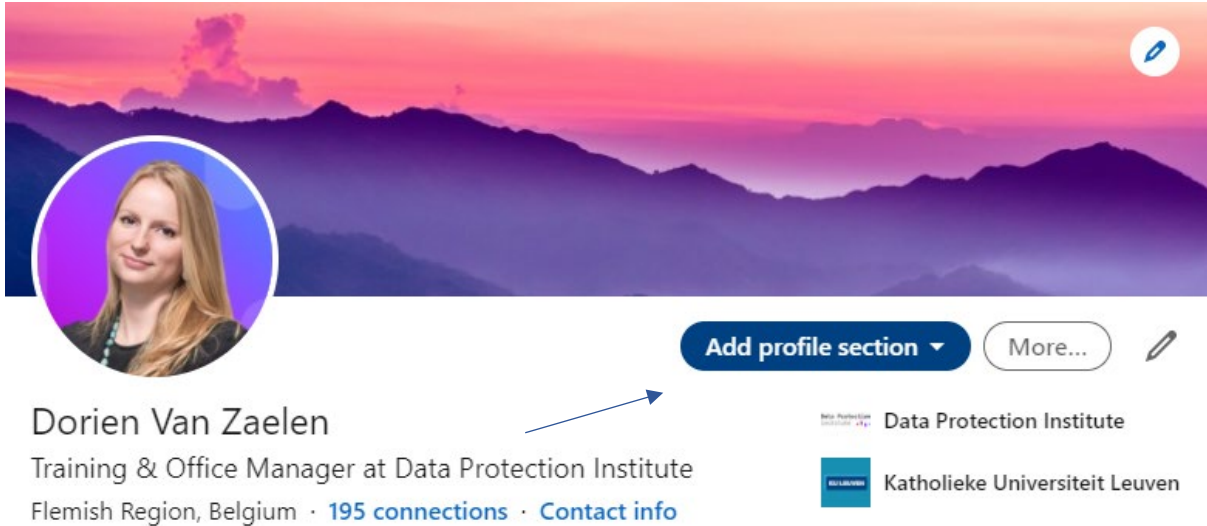
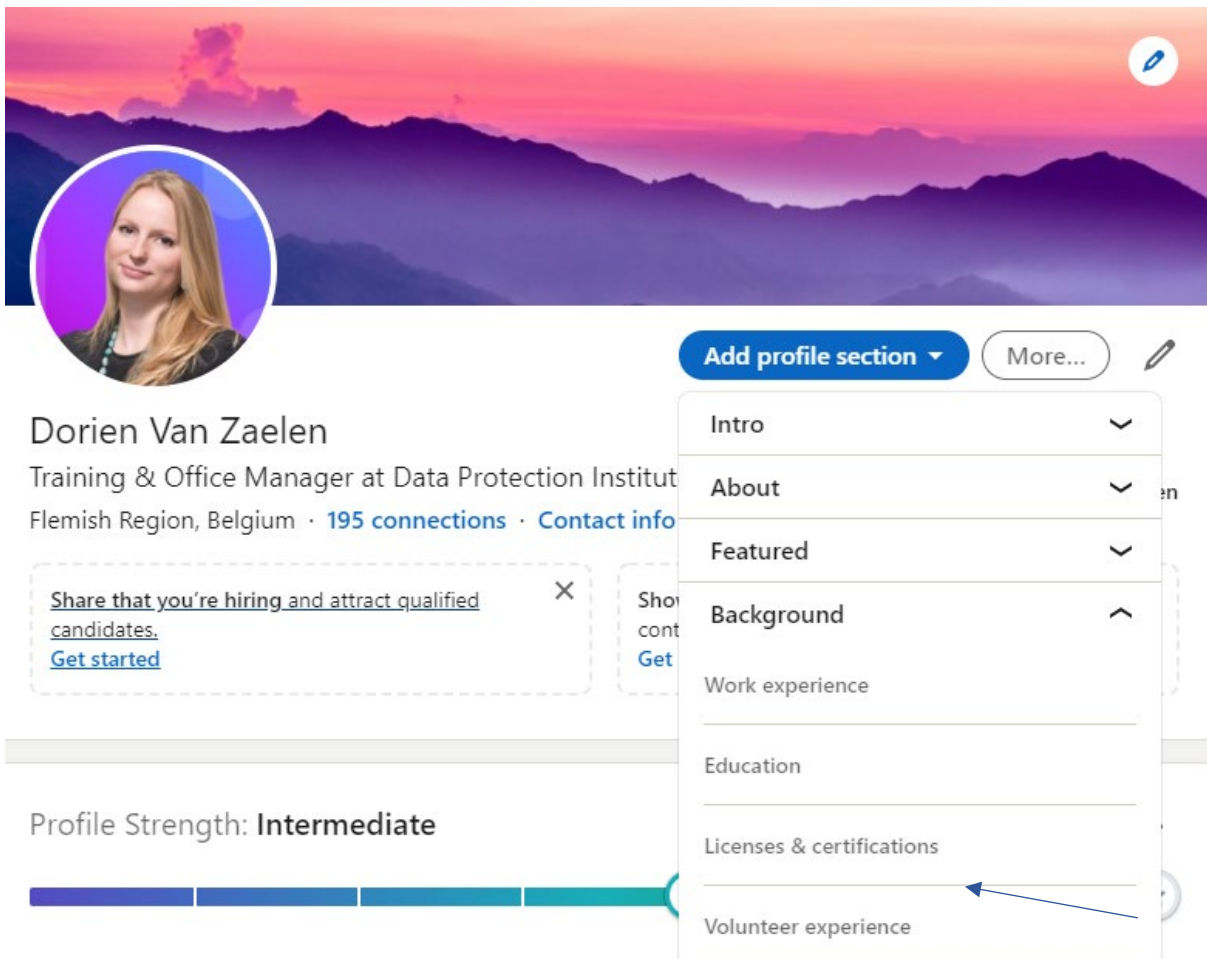


**Handleiding - certificaat toevoegen op LinkedIn**

**Stap 1:** Druk op 'Add profile section'



**Stap 2:** Kies voor 'Licenses & certifications'




**Stap 3:** Vul alle velden op de correcte manier in en druk op 'Save'

## Add licenses & certifications ✕

Name \*

Data Protection Officer Certificate Training

Issuing Organization \*

 Data Protection Institute

This credential does not expire

Issue Date

August

2019

Expiration Date

Month

Year

Credential ID

DPI2Q2019.0230

Credential URL

We no longer share changes to licenses & certifications with your network. [Learn how these are shared and when](#)

Save and add another

Save

- **Naam:** Data Protection Officer Certificatie Training.
- **Organisatie:** Data Protection Institute.
- **Datum toekenning:** Deze datum kan je terugvinden op je certificaat.
- **Certificaatnummer:** Nummer van je certificaat. Dit kan je rechts onderaan op je certificaat terugvinden.

**Stap 4:** Je zal dit certificaat zien verschijnen bij je licencies en certificaten

## Licenses & certifications +



**Data Protection Officer Certificate Training**

Data Protection Institute

Issued Aug 2019 · No Expiration Date

Credential ID DPI2Q2019.0230

